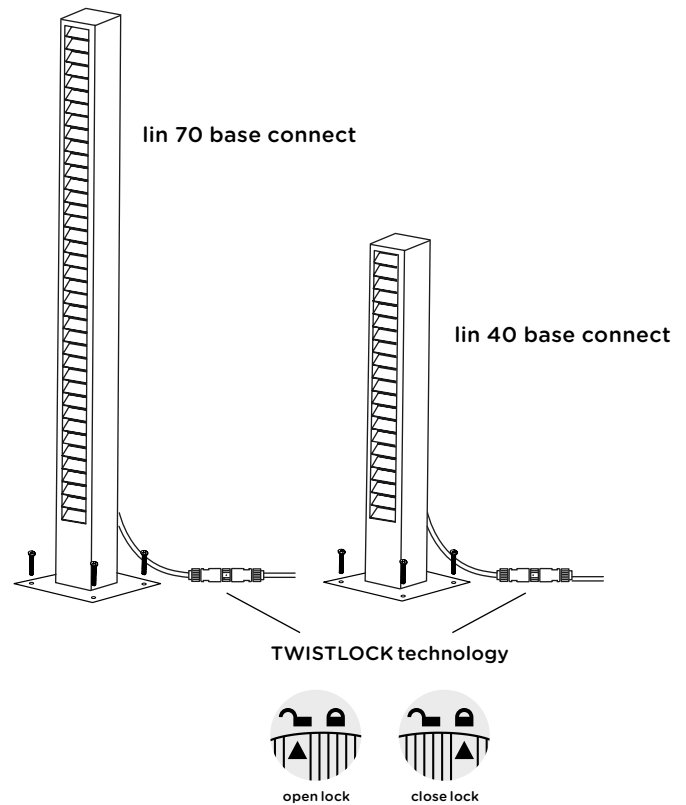


lin base connect

instructions for use

For solid ground

1. Fix the enclosed baseplate under the luminaire body.
2. The baseplate has to be screwed on an even foundation with the included fixing material; where necessary prepare a drainage system. Ensure a secure position and flushness with FFL (finished floor level).
3. Provide the electrical connection between connect plug and connect socket **aboveground**.
4. The TWISTLOCK technology components snap together noticeably and audibly when connected with firm pressure (symbol ›arrow‹ on ›close lock‹) – see figure.
5. Simply turn to release the TWISTLOCK technology components again (symbol ›arrow‹ on ›open lock‹) – see figure.
6. The connect socket signals the movability of the luminaire. Please note, that a fixed installation and/or a connection with an earth-joint is only permitted in combination with the underground connection kit.
7. For further installation, please consider the instructions for use for IP44.de connect.




light technology:

230V Power LED / 3000K

system performance:

lin 40 base connect: 9 W/234 lm

lin 70 base connect: 18 W/468 lm


 EEC


technical information:

operating voltage 230V / 50Hz

supply cable H05RN-F 3G0,75

 protection class

 safety class 1

 Luminaire is suitable for mounting on normal inflammable fixing surfaces.

 conformity mark

maintenance:

Disconnect the electrical installation.

This luminaire contains built-in LED lamps. The LED lamps can be replaced by IP44.de in case of a failure of the LED. In this case, please get in touch with your retailer.

dimming:

The luminaire can be dimmed with an approved leading- or trailing edge dimmer. Please contact IP44.de service center for a list of approved dimmers.

care:

Regularly clean luminaire from dirt and deposits. Do not use a high pressure cleaner for cleaning. Please note care instructions at www.IP44.de.

safety:

We point out that the electric connection of light fixtures has to be done by a certified installer. We assume no accountability for damages which are a result of non-appropriate mounting or application of the luminaire. Modifications on the luminaire will result in loss of warranty.

assembly instruction:

The luminaire may not come into contact with highly acidic or alkaline soils, or with other aggressive substances, chemicals or fertilizers.