



## Aspiro 8000 pendant lamp: Playful masterpiece

This playful free falling spiral shaped pendant uses the latest LED technology and comes conveniently flat packed!

Colour of the wire:



[Get it here!](#)



More images of the Aspiro 8000 pendant lamp [here](#)



## Aspiro 8000 pendant lamp

Handmade of PEFC-certified form pressed birch in Finland by highly skilled craftsmen.

### Finishing options

Natural birch  Red or black textile cable + black ceiling cup

### Product details

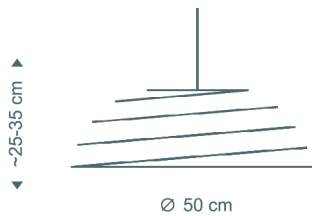
Material Form pressed birch

Sizes Height ~25–35 cm

Diameter Ø 50 cm

Weight 2,5 kg

Package 53 × 52 × 16 cm, 4,0 kg



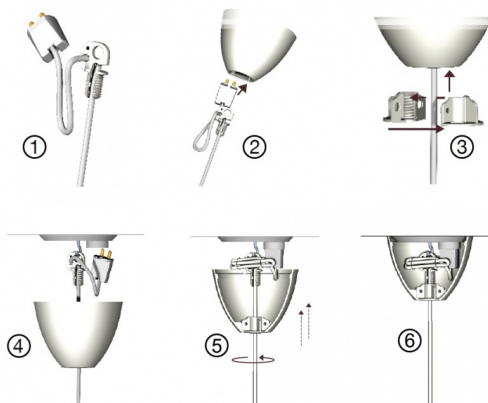
Voltage	90-264V 50/60Hz
Light source	A built-in LED, 11 W, 2850 K, 650 lm, CRI 85, dimmable (built-in step dimming)
DALI	Attachable to DALI systems with a separate DALI-compatible trailing edge (phase cut off) type dimmer. Due to great variation in DALI systems, Secto Design does not supply DALI-dimmers. Please contact your local electrician.
Cable	200 cm, textile cable, connector (+ a separate ceiling plug in Finland and Sweden), ceiling cup
Classification	Ingress Protection IP20, IEC Protection Class II, CE marking
Maintenance	Wipe dust regularly. To remove fresh stains wipe with a slightly damp cloth.

[Print PDF](#)

[Overview of products](#)

## dezall lamptops

Tight fit guaranteed



## Dezell lamptops

This Secto Design pendant uses the patented ceiling suspension by Dezell. Easy and quick to install, enables the ceiling cup to sit perfectly tight against the ceiling.

- Step 1** Lock the cord in the upper part of the screw, start in the middle. Then insert it into the opening along the thread. Push it down into the bottom of the channel.
- Step 2** Insert the screw, plug and remaining cord through the cover from below. Also insert it through the ring if this is to be used.
- Step 3** Put the two matching bottom parts together, facing each other, around the cord between the cover and the lamp. Insert the assembled bottom part into the cover by fitting the "wings" into the slots inside the cover. Push it into the cover until fully seated.
- Step 4** Hang the screw on the ceiling hook and connect the plug.
- Step 5** Move the lamptop upwards towards the screw hanging on the hook. When the screw and the bottom parts' "nut" have come in contact inside the cover, start screwing the cover clockwise until it reaches the ceiling.
- Step 6** The lamptop is now sitting straight to the ceiling.

## Important

Please notice that humidity can change the spiral's tightness.

The balance of the spiral can be altered by moving the metal weight on the ring.

The lamp can be dimmed (to 70%, 30% and 15%) by clicking the wall switch.

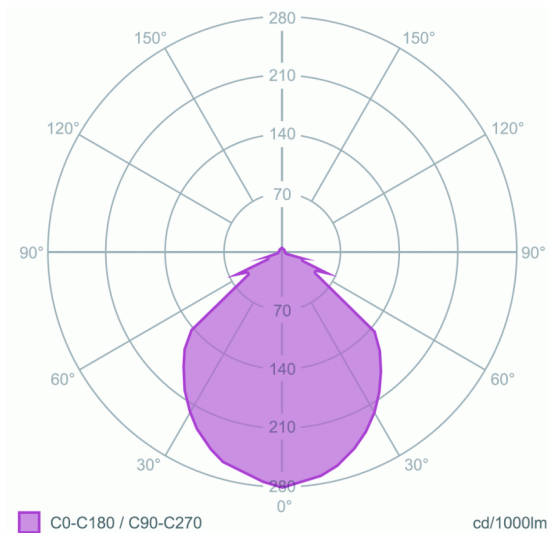
**Warning:** The cable and the built-in LEDs can only be replaced by the manufacturer.



## Round ceiling cup

Height	8,1 cm / 8,9 cm (with ring)
Outer upper	Ø 11,7 cm / 12,0 cm (with ring)
Inner upper	Ø 11,2 cm / 11,7 cm (with ring)
Weight	58 g / 74 g (with ring)
Color	Black matt soft lacquer
Information	The round ceiling cup includes an additional ring, which enables leading the cable along the ceiling into the ceiling cup. The additional ring can also be used to cover a larger ceiling socket.

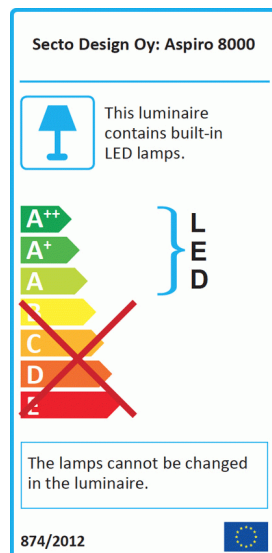
Any extra length of the cable can be swirled into the ceiling cup when altering the hanging height of the pendant.



## Light distribution

Light distribution curve of Aspiro 8000. Since the luminaire is symmetric the light distribution curve is similar at every C-planes. In order to see the full test report, please contact us.

[Request LDT](#)

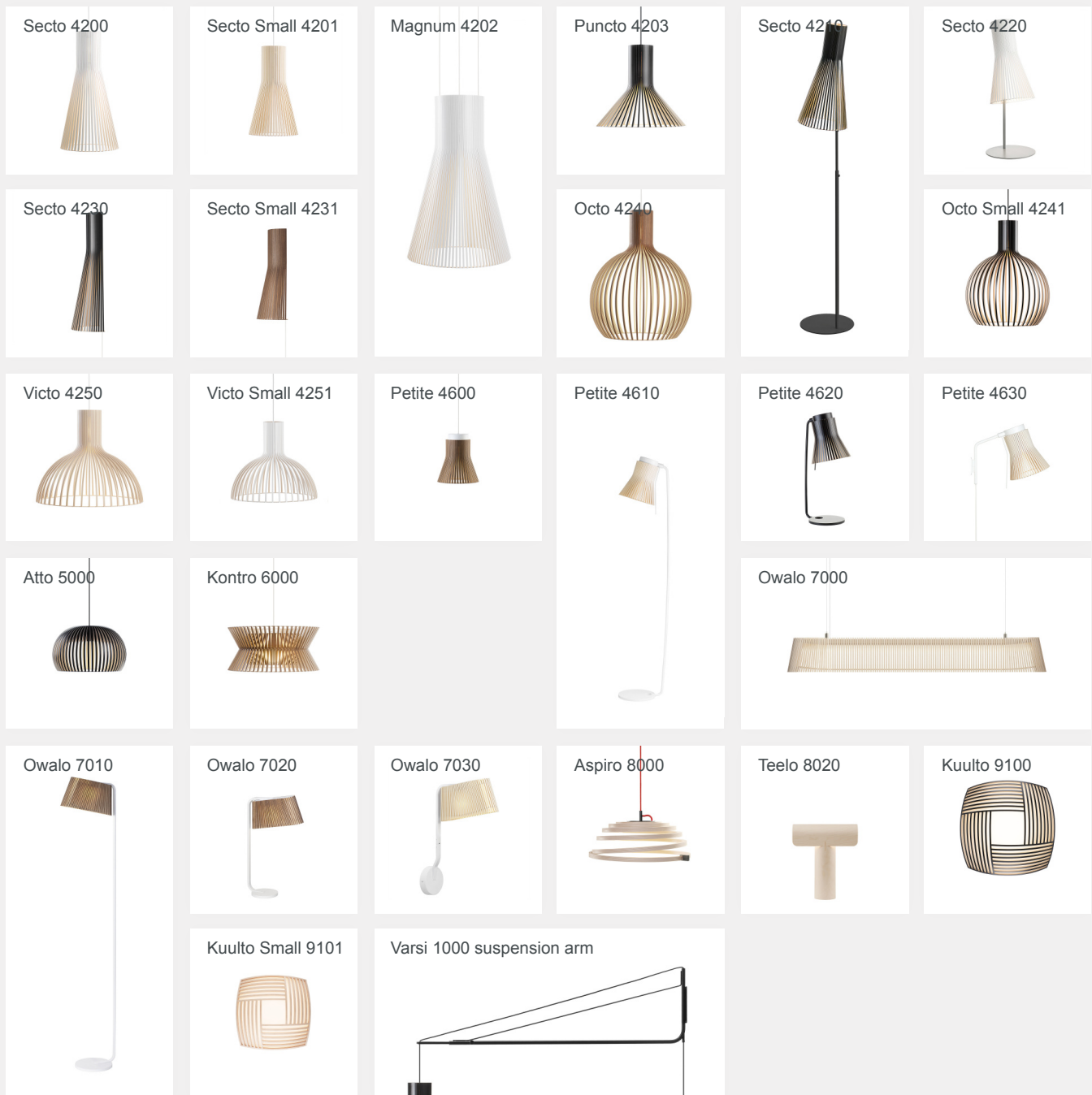


[Instructions](#)

[Energy Label](#)

[Request 3D](#)

# All lamps



Secto Design Oy  
Kauppalantie 12  
02700 Kauniainen, Finland  
tel. +358 9 5050 598  
[info@sectodesign.fi](mailto:info@sectodesign.fi)



Secto Design Oy owns and controls all the intellectual property rights of the designs of its products and related material such as photos and drawings. All use of Secto Design Oy's intellectual property rights without written permission is strictly prohibited. Secto Design Oy takes the protection of intellectual property rights very seriously.

[Privacy](#)

© 2021 Secto Design Oy