# Shot Light Surface

ARKOSLIGHT



## Dimensions

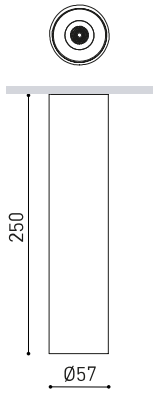


| | |
|---|---|
| | **PRODUIT** |
| Nom | SHOT LIGHT S SURFACE 25 SPOT DIM PH.CUT 2700K NT |
| Référence | A4930500NT |
| Coleur | Noir Texturé |
| RAL | 9005 |
| Catégorie | SURFACE |
| | **SOURCE DE LUMIÈRE** |
| Type | LED |
| Flux lumineux brut | 620 lm |
| Température de couleur | 2700 K |
| Stabilité chromatique | MacAdam Step 2 |
| Indice de reproduction chromatique | CRI>90 |
| Puissance | 6 W |
| Courant | 500 mA |
| Efficacité | 103 lm/W |
| Durée de vie de la LED | L80B10 >60.000h |
| Classe d'efficacité énergétique | F |
| | **LUMINAIRE | DONNÉS PHOTOMÉTRIQUES** |
| Efficacité lumineuse | 86% |
| Angle du faisceau lumineux | 23° |
| | **LUMINAIRE | DONNÉS ÉLECTRIQUES** |
| Driver | Inclus |
| Valeurs de puissance du système | 8,28 W |
| Tension | 220V/240V |
| Fréquence | 50/60 Hz |
| Variation d'intensité | Coupure de phase - Autres DIM, veuillez consulter |
| Classe d'isolation électrique | □ |
| | **D'AUTRES DONNÉES** |
| Étanchéité | IP20 |
| Poids | 410 g |
| Poids avec emballage | 475 g |
| Dimensions de l'emballage | 270 x 79 x 79 mm |
| Unités par emballage | 1 |
| Matériaux | Aluminium / Acrylonitrile Butadiè Styrènene / Polycarbonate |

Un luminaire de surface conçu pour constituer un point d'éclairage discret au plafond, permettant de masquer l'origine de l'éclairage tout en cherchant le plus haut confort visuel. Pour ce faire, il est équipé d'un écran anti-éblouissement et d'un micro-réflecteur (spécialement conçu) produisant un faisceau lumineux parfaitement défini.

Calle N, s/n - Pol. Ind. El Oliveral
46394 Ribarroja del Turia - Valencia (Spain)
info@arkoslight.com - www.arkoslight.com



5 Year GUARANTEE*

# Informations luminotechniques

ARKOSLIGHT

## Diagramme polaire

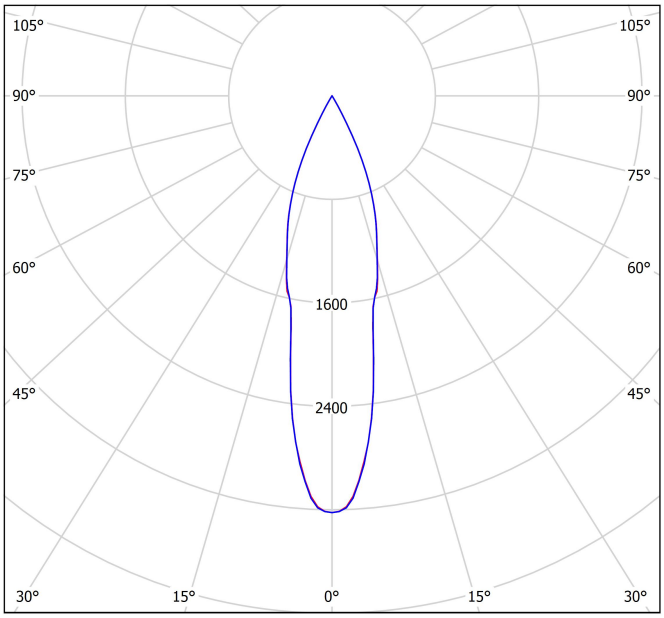


cd/klm — η = 86%

C0 - C180 C90 - C270

## Diagramme conique

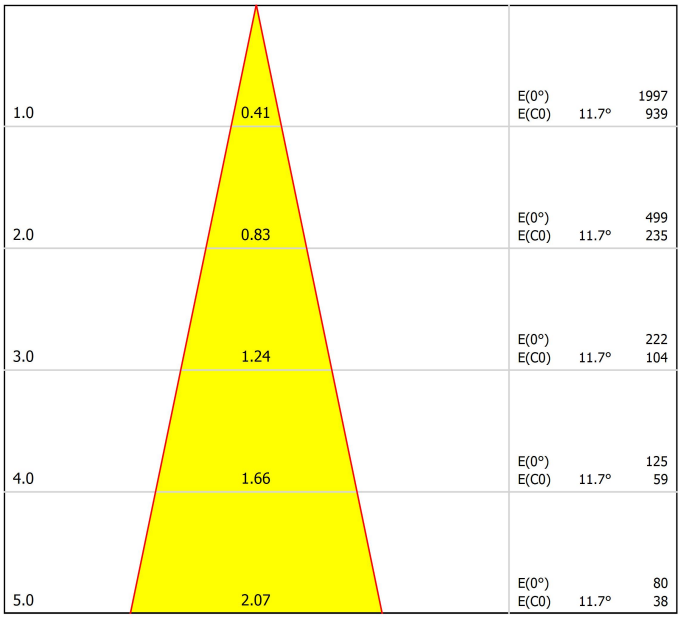


Distance [m] Cone Diameter [m] Illuminance [lx]

C0 - C180 (Half-value Angle: 23.4°)

## UGR

**Glare Evaluation According to UGR**

| ρ Ceiling | | 70 | 70 | 50 | 50 | 30 | 70 | 70 | 50 | 50 | 30 |
|---|---|---|---|---|---|---|---|---|---|---|---|
| ρ Walls | | 50 | 30 | 50 | 30 | 30 | 50 | 30 | 50 | 30 | 30 |
| ρ Floor | | 20 | 20 | 20 | 20 | 20 | 20 | 20 | 20 | 20 | 20 |
| Room Size X | Y | Viewing direction at right angles to lamp axis | | | | | Viewing direction parallel to lamp axis | | | | |
| 2H | 2H | -3.7 | -3.1 | -3.5 | -2.9 | -2.7 | -3.1 | -2.5 | -2.9 | -2.3 | -2.1 |
| | 3H | -2.9 | -2.4 | -2.7 | -2.1 | -1.9 | -2.5 | -1.9 | -2.2 | -1.7 | -1.4 |
| | 4H | -2.2 | -1.6 | -1.9 | -1.4 | -1.1 | -1.8 | -1.2 | -1.5 | -1.0 | -0.7 |
| | 6H | -0.9 | -0.4 | -0.6 | -0.2 | 0.1 | -0.7 | -0.2 | -0.4 | 0.1 | 0.3 |
| | 8H | -0.2 | 0.2 | 0.1 | 0.5 | 0.8 | 0.1 | 0.5 | 0.4 | 0.8 | 1.1 |
| | 12H | 0.6 | 1.0 | 0.9 | 1.3 | 1.7 | 1.2 | 1.6 | 1.5 | 1.9 | 2.3 |
| 4H | 2H | -3.6 | -3.1 | -3.3 | -2.8 | -2.6 | -3.1 | -2.5 | -2.8 | -2.3 | -2.0 |
| | 3H | -2.5 | -2.0 | -2.1 | -1.7 | -1.4 | -2.1 | -1.7 | -1.8 | -1.4 | -1.0 |
| | 4H | -1.3 | -1.0 | -1.0 | -0.6 | -0.3 | -1.0 | -0.7 | -0.7 | -0.3 | 0.0 |
| | 6H | 0.2 | 0.5 | 0.6 | 0.9 | 1.3 | 0.3 | 0.7 | 0.7 | 1.0 | 1.4 |
| | 8H | 1.1 | 1.4 | 1.5 | 1.8 | 2.2 | 1.4 | 1.6 | 1.8 | 2.0 | 2.4 |
| | 12H | 2.1 | 2.4 | 2.6 | 2.8 | 3.2 | 2.7 | 3.0 | 3.2 | 3.4 | 3.8 |
| 8H | 4H | -0.8 | -0.5 | -0.4 | -0.1 | 0.3 | -0.6 | -0.3 | -0.1 | 0.1 | 0.5 |
| | 6H | 1.0 | 1.3 | 1.5 | 1.7 | 2.1 | 1.1 | 1.3 | 1.6 | 1.8 | 2.2 |
| | 8H | 2.1 | 2.3 | 2.6 | 2.8 | 3.2 | 2.4 | 2.6 | 2.9 | 3.0 | 3.5 |
| | 12H | 3.5 | 3.6 | 4.0 | 4.1 | 4.6 | 4.1 | 4.2 | 4.5 | 4.7 | 5.1 |
| 12H | 4H | -0.7 | -0.4 | -0.2 | -0.0 | 0.4 | -0.4 | -0.2 | 0.0 | 0.2 | 0.6 |
| | 6H | 1.3 | 1.5 | 1.8 | 2.0 | 2.4 | 1.4 | 1.6 | 1.9 | 2.0 | 2.5 |
| | 8H | 2.6 | 2.7 | 3.0 | 3.2 | 3.7 | 2.8 | 3.0 | 3.3 | 3.4 | 3.9 |

Variation of the observer position for the luminaire distances S

| | | |
|---|---|---|
| S = 1.0H<br>S = 1.5H<br>S = 2.0H | +1.5 / -0.5<br>+3.1 / -0.7<br>+4.6 / -1.0 | +1.6 / -0.5<br>+3.2 / -0.7<br>+4.9 / -1.0 |
| Standard table | --- | --- |
| Correction Summand | --- | --- |

Corrected Glare Indices referring to 620lm Total Luminous Flux

# Phase Cut dimmers compatibility

ARKOSLIGHT

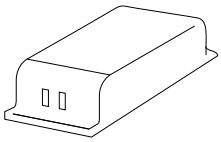

| DRIVER | |
|---|---|
| 0000-94-44 | DRIVER PHASE CUT 7W 500mA |

PHASE CUT DIMMERS TESTED FOR COMPATIBILITY:

| Brand / Manufacturer | Model number | Dimming Type |
|---|---|---|
| Busch-Jaeger | 6523 U-102 | Trailing edge |
| Busch-Jaeger | 6523 UR-103 | Trailing edge |
| Niko | 310-0190X | Trailing edge |
| Jung | LB-Management | Trailing edge |
| HZC Electric | AU-P3 | Trailing edge |
| Philips | SED-200A | Trailing edge |
| Merten/Schneider | SBD315RC | Trailing edge |
| Etman | ETM327 | Trailing edge |
| Etman | ETM329 | Trailing edge |
| Etman (EGANT) | U321V2 | Trailing edge |
| Casambi | CBU-TED | Trailing edge |

THE PARTICULAR CONDITIONS OF EACH INSTALLATION AND THE SPECIFICATIONS AND CONDITIONS OF USE OF EACH REGULATOR, MAY DIFFER FROM THOSE CONSIDERED IN THE COMPATIBILITY TESTING, AND AFFECT ITS PERFORMANCE IN SAID INSTALLATION.

Calle N, s/n - Pol. Ind. El Oliveral
46394 Ribarroja del Turia-Valencia (Spain)
info@arkoslight.com - www.arkoslight.com

5Year GUARANTEE

# Ecodesign and Energy Labelling

ARKOSLIGHT

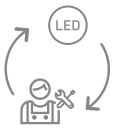


Fuente de luz (LED) reemplazable por un profesional autorizado

Replaceable (LED only) light source by an authorized professional.

Source lumineuse (LED) remplaçable par un professionnel agréé

Sorgente luminosa (LED) sostituibile da parte di un professionista autorizzato

Austauschbare (LED) Lichtquelle durch einen autorisierten Fachmann



Equipo de control reemplazable por un profesional autorizado

Replaceable control gear by an authorized professional

Dispositif de commande remplaçable par un professionnel agréé

Alimentatore sostituibile da parte di un professionista autorizzato

Auswechselbares Betriebsgerät durch autorisierten Fachmann

## Instrucciones para el final de vida y la eliminación de los componentes:
## Instructions on end-of-life and component disposal:
## Instructions pour la gestion des composants en fin de vie et leur mise au rebut :
## Istruzioni per il fine vita e lo smaltimento dei componenti:
## Anweisungen zur entsorgung der Leuchtenkomponenten:



Interrumpir la alimentación del aparato
Cut the power supply to the luminaire
Couper l'alimentation du luminaire
Interrompere l'alimentazione dell'apparecchio
Stromversorgung der Leuchte unterbrechen

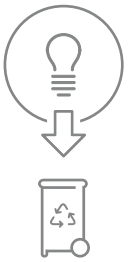

Quitar la(s) fuente(s) de luz para el desecho
Remove light source(s) for disposal
Retirer la (les) source(s) lumineuse(s) pour l'élimination
Rimuovere la/le sorgente/e di luce per lo smaltimento
Lichtquelle(n) zur Entsorgung entfernen

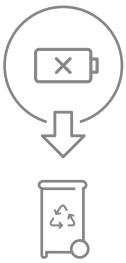

Quitar la batería para el desecho
Remove the battery for decommissioning
Retirer la batterie pour sa mise au rebut
Rimuovere la batteria per la dismissione
Die Batterie ordnungsgemäß entsorgen

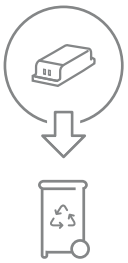

Quitar el equipo de control para el desecho
Remove control gear for disposal
Retirer le dispositif de commande pour l'élimination
Rimuovere l'alimentatore per lo smaltimento
Betriebsgerät zur Entsorgung ausbauen

Enviar los materiales a un centro de recogida RAEE
Send the materials to a WEEE collection centre
Envoyer les matériaux dans une déchetterie DEEE
Inviare i materiali ad un centro di raccolta RAEE
Die Materialien in einem WEEE-Zentrum entsorgen

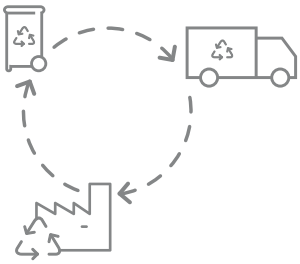

Calle N, s/n - Pol. Ind. El Oliveral
46394 Ribarroja del Turia-Valencia (Spain)
info@arkoslight.com - www.arkoslight.com